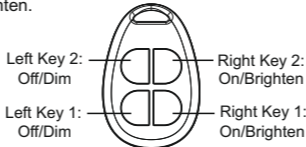
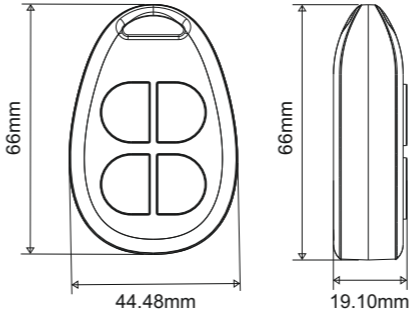



# KFB4

## Wireless Key Fob Switch Instructions 80\*60mm

	 <p><b>KFB4</b></p> <p><b>Wireless 4 Gang Key Fob Switch</b></p> <p>Installation Instructions</p> 	<p>Read instructions carefully before installation</p>  <p><b>Wireless 4 Gang Key Fob Switch</b></p> 	<p><b>Specifications</b></p> <p><b>Wireless Key Fob Switch Technical Parameters:</b></p> <p>Work Type: Push Button          Power Source: Micro energy acquisition and self generating (no battery required)          Number of Keys: 4 (4 gang)          Control Distance*: 80m outdoor, 25m indoor          Control Method: Pairing with Kinetic Wireless Controller          Communication Frequency: RF 433Mhz          Life Time: 100,000 times on/off          3 Year Warranty          Work Environment Temperature: -20°C ~ 55°C</p> <p>Every Kinetic product has passed the strict quality inspection before it leaves the factory. Kinetic provides 3 years warranty if installed and used in accordance with these instructions. Within the 3 years warranty period, Kinetic will be responsible for the repair, free replacement of parts or entire product.</p> <p><small>*Distance comes from Kinetic laboratory test result. The actual distance in practical use might vary due to environmental difference.</small></p>
--	--	--	--

<p><b>Wireless Key Fob Switch Operation:</b></p> <p>The Kinetic wireless key fob switch is portable and can be connected to a key ring. It can be used with standard or dimming Kinetic receiving controllers (see controller instructions for more details about pairing).</p> <p><b>Dimming Operation:</b></p> <p>When paired with the dimmable Kinetic controllers the key fob switch can also dim the lights: Pressing the switch quickly will turn the light ON/OFF. Keep the switch pressed to dim the light to the desired level. While the switch is pressed the lights will go down from 100%-0% and they will go up from 0-100% cyclically.</p> <p><b>Kinetic Switch and Controller Wireless System:</b></p> <p>The wireless kinetic energy key fob switch and wireless receiving controller can be paired with any combination: a controller can be controlled by a maximum of 10 separate switches, a switch can be paired with an unlimited number of controllers.</p>	<p><b>Directional pairing method:</b></p> <p>The directional pairing mode supports only 2 and 4 gang Kinetic dimmable switches. Directional pairing mode allows one gang to turn OFF and dim the light and the other gang to turn ON and brighten the light.</p> <ol style="list-style-type: none"> <li>1. Press the function button on the Kinetic receiving controller for 3 seconds and the indicator light begins to flash slowly. Release the button to enter the pairing state.</li> <li>2. The 4 gang key fob switch has two sets of directional pairing keys. Press the left or right gang of the desired set on the wireless kinetic energy switch four times quickly (within 0.5 seconds) and the indicator light of the controller will go out, which means that the directional pairing is successful.</li> <li>3. After pairing is successful, left and right gang will act as a group. Quickly press the left gang to turn OFF and the right gang to turn ON the light. Long press the left gang for dimming and the right gang to brighten.</li> </ol>  <p>Left Key 2: Off/Dim          Left Key 1: Off/Dim          Right Key 2: On/Brighten          Right Key 1: On/Brighten</p>	<p><b>Product dimensions:</b></p>  	
---	---	---	--