

Installation Sheet

LEDTEK® LED Down Light Fire rated IP66 10.5w 50 Deg.

IP66    240V 10.5W

Please read these instructions before commencing installation & retain them for future reference.

Important information

It is recommended that luminaires are installed by a qualified electrician ensuring the installation complies to current IEE wiring regulations & local building control.

- These products are designed for connection to a 230-240V mains supply.
- Any broken or damaged parts should be replaced as soon as possible.
- We will not accept responsibility for any claims arising from a poor installation.

Important User Advice

- Always switch off mains supply before servicing.
- This luminaire is suitable for indoor use only and should not be fitted to damp or wet surfaces such as freshly plastered or painted walls.
- Suitable for bathroom and shower room use.

Installation Procedure

We recommend

- That a sample hole is cut in some scrap material to familiarise yourself with the installation.
- Once you are completely satisfied, locate the area suitable to install these luminaires. Cut a 64mm round hole in the ceiling and ensure sufficient ceiling void without infringing on joists, water pipes or electrical cables.
- Connect luminaire to mains supply (Blue — Neutral, Brown — Live).
- Press springs back and push luminaire body into aperture.
- This luminaire is suitable for installations where vapour permeable membranes are installed.
- Fit this product as per illustration shown in Fig.1
- Should you be installing the fixtures in to a false ceiling then utilizing the spare spring clips in the box may be preferred. To install, attach the spring clips to the body of the unit by squeezing the sides together and locating the spring coils over the two metal tabs.
- Ensure there is adequate free air ventilation around the fitting.
- Turn on the mains supply to test the luminaire.

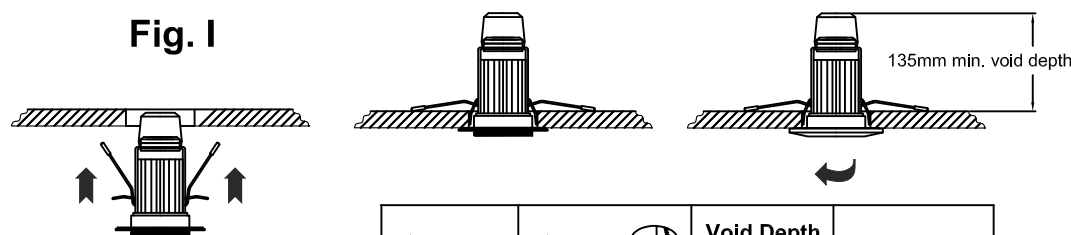
Ledlite Detachable Rims (FRD-BEZ)


- The luminaire comes fitted with Soft White (Matt).
- If you are installing one of the Ledlite detachable rims (FRD-BEZ), remove the standard white rim by unscrewing anti-clockwise and attach new rim by screwing on clockwise.

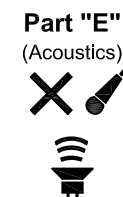
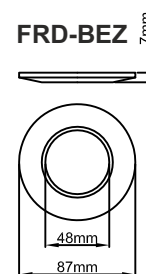
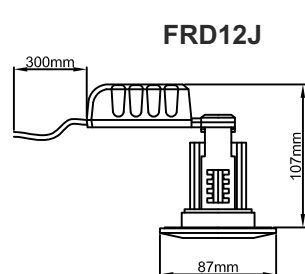
Bezel Colours Available: Premium White (gloss or polished), Polished Chrome, Brushed Chrome, Polished Brass, Brushed Brass, Matt Black, Piano Black(gloss or polished), Mocha, Graphite.

Lenses Available: 25, 38, 50, 70, 90 Degree Clear, 50° lenses in RGB and Yellow also. (sold separately.)

Fig. I



	ØRim Size	ØCut out 	Void Depth Req'd	LED Wattage
FRD12J	87mm	64mm	135mm	10.5w



Part "C"
Compliant
Stops moisture & air flow through the luminaire

Luminaire suitable for all timber joist ceiling variants up to 90 minutes.

Fire rating:

- Approved to: **BS476 Part 21**
- Building Regulations Document B2 determines the ceiling type that is required depending on the type of building under construction.
- The ceiling types are designed to provide protection to the floor above in the case of fire for a duration as specified by the document.
- The FRD12J Passed the 90; 60 and 30 minute fire rated test as tested by the British Test Centre.

Acoustic Testing:

- Laboratory Sound Insulation testing to BS EN ISO 140-3: 1995 and BS EN ISO 140-6: 1998
- floor tested with and without the installation of down lighters in the ceiling.
- The FRD12J Passed the Acoustic tests as tested by the British Test Centre.

Ingress Protection Testing (IP 66 Rating):

- EN 60529 outlines an international classification system for the sealing effectiveness of enclosures of electrical equipment against the intrusion into the equipment of foreign bodies (i.e. tools, dust, fingers) and moisture. This classification system utilizes the letters "IP" ("Ingress Protection") followed by two or three digits. (A third digit is sometimes used. An "x" is used for one of the digits if there is only one class of protection; i.e. IPX4 which addresses moisture resistance only.)
- FRD12J series achieved an IP rating of IP66 tested by the UK Lighting Association.
- IP6x notates a product that is "dust tight"
- IPx6 notates a product that is Protected against powerful jets of water suitable for bathroom and shower room use)